

**Model No.**

**T67DDCS - 050 - B35 - B08 - 1 R 00 - A 1 - M0 - ..**

Series - SAE C 6 bolts  
J744 mounting flange

P1 P2 P3

**Displacement for "P1" & "P2"**

Volumetric displacement (ml/rev)

B14 = 44,0 B31 = 99,2  
B17 = 55,0 B35 = 113,4  
B20 = 66,0 B38 = 120,6  
B22 = 70,3 B42 = 137,5  
B24 = 81,1 045 = 145,7  
B28 = 90,0 050 = 158,0

**Displacement for "P3"**

Volumetric displacement (ml/rev)

003 = 10,8 017 = 58,3  
005 = 17,2 020 = 63,8  
006 = 21,3 022 = 70,3  
008 = 26,4 025 = 79,3  
010 = 34,1 028 = 88,8  
012 = 37,1 031 = 100,0  
014 = 46,0

**Type of shaft**

1 = keyed (SAE C)  
2 = keyed (SAE CC)  
3 = splined 12/24 (SAE C) (14 teeth)  
4 = splined 12/24 (SAE CC) (17 teeth)  
5 = keyed (non SAE)

**Modifications**

**Mounting w/connection variables**

4 bolts SAE flange J518

P1 & P2 = 1.1/4" - S = 4"				
	Metric thread		UNC thread	
P3	1"	3/4"	1"	3/4"
Code	M0	M1	00	01

**Seal class**

1 = S1 BUNA N - 0,7 bar max. (for mineral oil)  
4 = S4 EPDM - 7 bar max. (for fire resistant fluids)  
5 = S5 VITON® - 7 bar max. (for mineral oil and fire resistant fluids)

**Design letter**

**Porting combination (see pages 72 - 73)**

00 = standard

**Direction of rotation (shaft end view)**

R = Clockwise  
L = Counter-clockwise

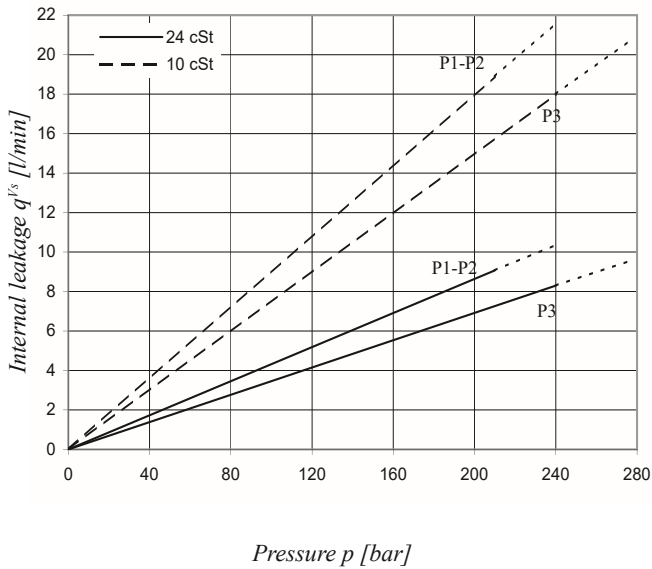
**OPERATING CHARACTERISTICS - TYPICAL [24 cSt]**

Pressure port	Series	Vi Volumetric displacement	Flow q <sub>v</sub> [l/min] & n = 1500 RPM			Input power P [kW] & n = 1500 RPM		
			p = 0 bar	p = 140 bar	p = 250 bar	p = 7 bar	p = 140 bar	p = 250 bar
P1 & P2	B14	44,0 ml/rev	66,0	59,4	54,2	1,5	16,6	29,0
	B17	55,0 ml/rev	82,5	75,9	70,7	1,7	20,4	35,8
	B20	66,0 ml/rev	99,0	92,4	87,2	1,9	24,3	42,7
	B22	70,3 ml/rev	105,5	98,8	93,7	2,0	25,8	45,4
	B24	81,1 ml/rev	121,7	115,0	109,9	2,2	29,5	52,1
	B28	90,0 ml/rev	135,0	128,4	123,2	2,3	32,7	57,7
	B31	99,2 ml/rev	148,8	142,2	137,0	2,5	35,9	63,5
	B35	113,4 ml/rev	170,1	163,5	158,3	2,7	40,8	72,3
	B38	120,6 ml/rev	180,9	174,3	169,1	2,9	43,4	76,8
	B42	137,5 ml/rev	206,3	199,6	194,5	3,2	49,3	87,4
	045	145,7 ml/rev	218,6	209,2	202,6 <sup>1)</sup>	4,1	52,8	89,5 <sup>1)</sup>
	050	158,0 ml/rev	237,0	227,7	223,0 <sup>2)</sup>	4,4	57,1	85,0 <sup>2)</sup>
			p = 0 bar	p = 140 bar	p = 275 bar	p = 7 bar	p = 140 bar	p = 275 bar
P3	003	10,8 ml/rev	16,2	11,2	*	1,3	5,3	*
	005	17,2 ml/rev	25,8	20,8	16,1	1,4	7,5	13,9
	006	21,3 ml/rev	31,9	26,9	22,2	1,5	8,9	16,8
	008	26,4 ml/rev	39,6	34,6	29,9	1,6	10,7	20,3
	010	34,1 ml/rev	51,1	46,1	41,4	1,7	13,4	25,6
	012	37,1 ml/rev	55,6	50,6	45,9	1,7	14,4	27,6
	014	46,0 ml/rev	69,0	64,0	59,3	1,9	17,6	33,7
	017	58,3 ml/rev	87,4	82,4	77,7	2,1	21,9	42,2
	020	63,8 ml/rev	95,7	90,7	86,0	2,2	23,8	46,0
	022	70,3 ml/rev	105,4	100,4	95,7	2,3	26,1	50,4
	025	79,3 ml/rev	118,9	113,9	109,2	2,5	29,2	56,6
	028	88,8 ml/rev	133,2	128,2	125,8 <sup>2)</sup>	2,8	32,7	48,5 <sup>2)</sup>
	031	100,0 ml/rev	150,0	145,0	142,6 <sup>2)</sup>	2,8	36,5	54,4 <sup>2)</sup>

\* We do not recommend to use the size 003 in P3 at 275 bar & 1500 RPM as the internal leakage is over 50% of theoretical flow.

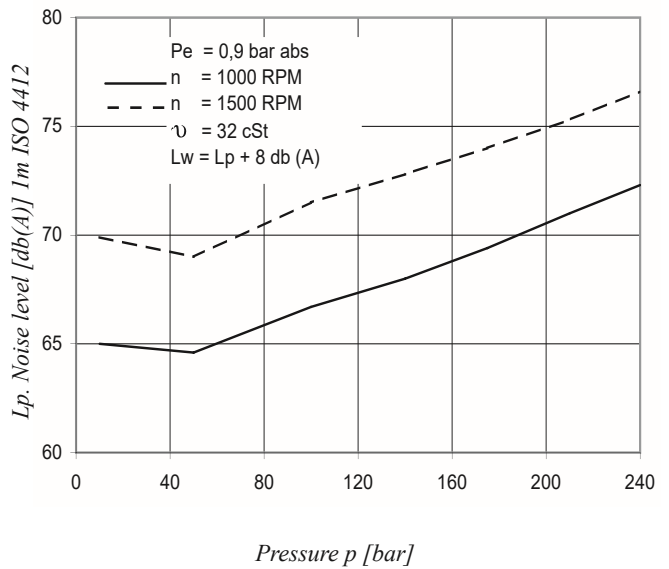
<sup>1)</sup> 045 = 240 bar max. int.    <sup>2)</sup> 050 - 028 - 031 = 210 bar max. int.

**INTERNAL LEAKAGE (TYPICAL)**



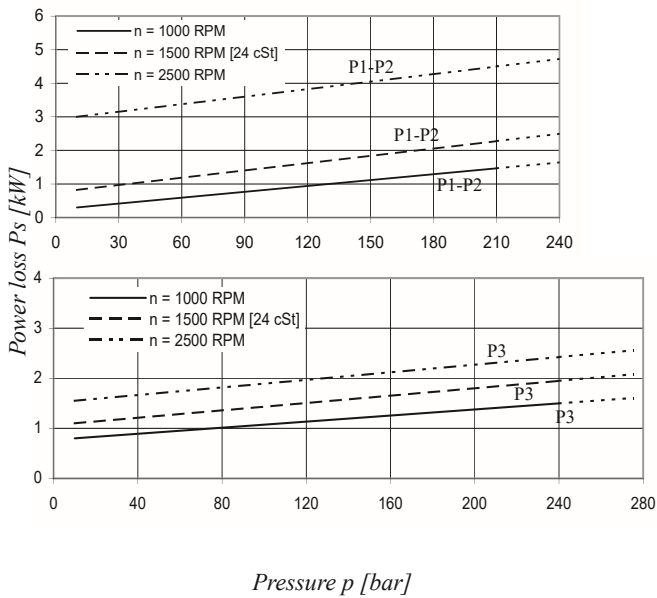
Do not operate pump more than 5 seconds at any speed or viscosity if internal leakage is higher than 50% of theoretical flow. Total leakage is the sum of each section loss under its respective operating conditions.

**NOISE LEVEL (TYPICAL) - T67DDCS - B31 - B31 - 022**



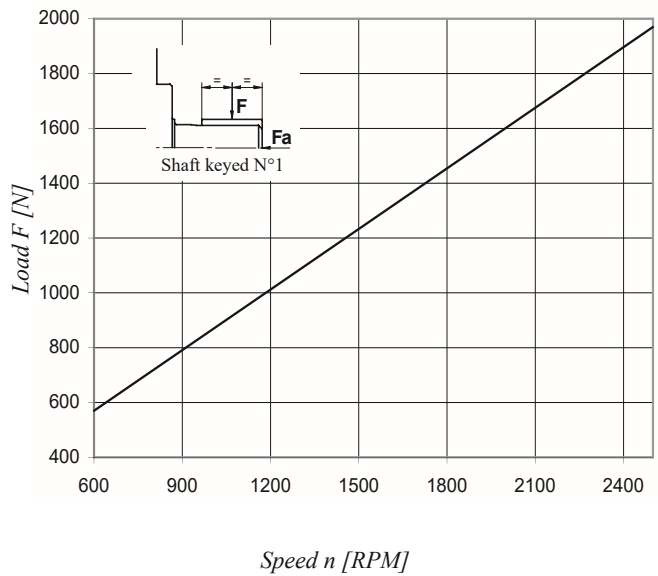
Triple pump noise level is given with all stages discharging at the pressure value indicated on the curve.

**POWER LOSS HYDROMECHANICAL (TYPICAL)**

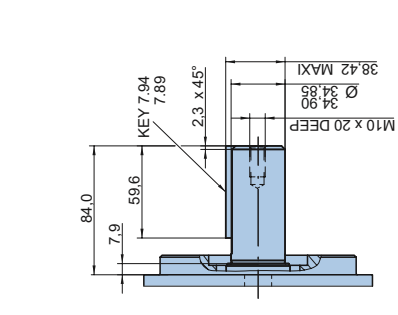
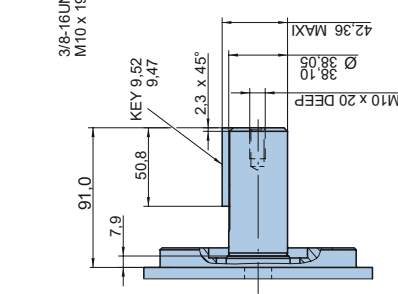
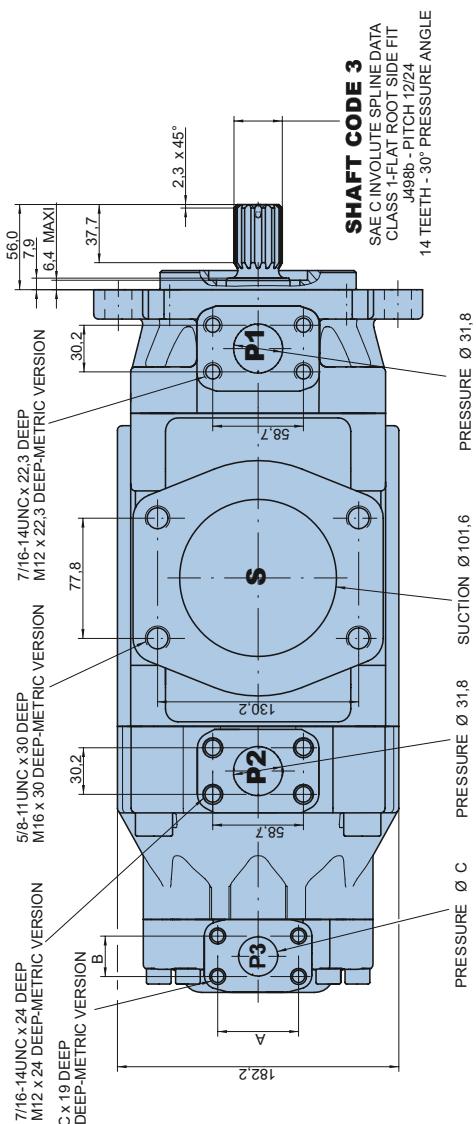
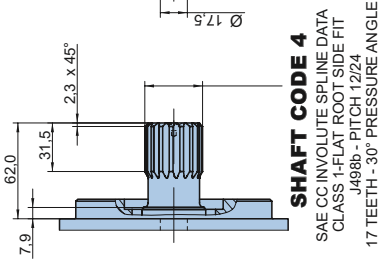
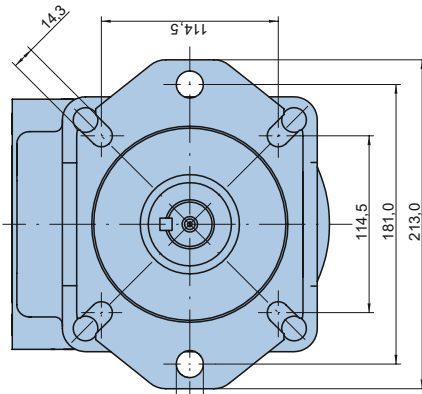
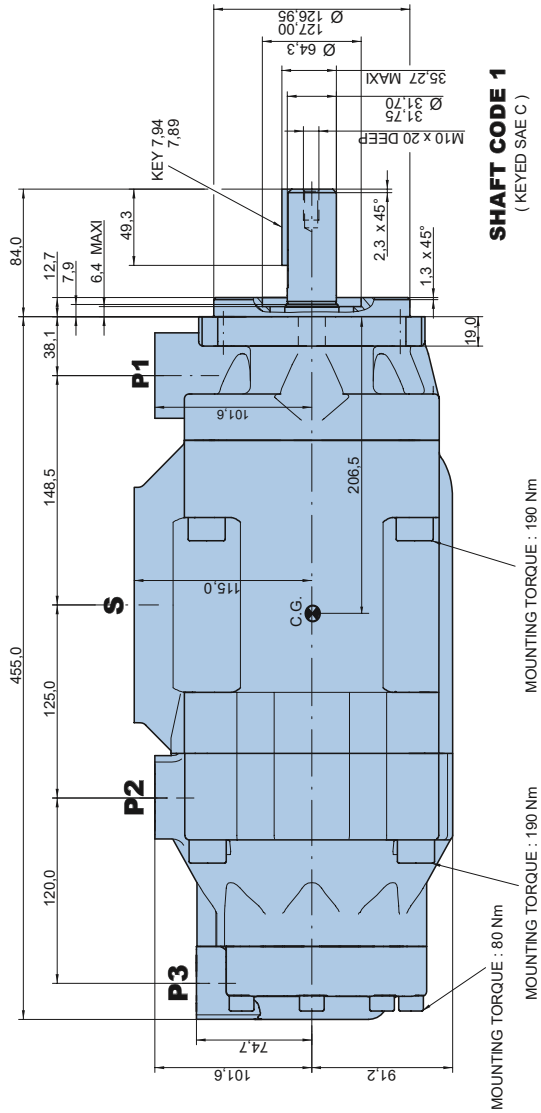


Total hydromechanical power loss is the sum of each section loss under its respective operating conditions.

**PERMISSIBLE RADIAL LOAD**



Maximum permissible axial load  $F_a = 1200\text{ N}$



Alternate connect. variables	
	00 & M0 01 & M1
A	52,4 47,6
B	26,2 22,2
C	25,4 19,0

Shaft torque limits [ml/rev. x bar]	
Shaft Vi x p max. P1 + P2 + P3	Shaft Vi x p max. P1 + P2 + P3
1	43240 66500
2	72306 55600
3	61200